

AED PLUS[®]



The First and Only
Full-Rescue AED



What Good is an AED that Only Works Half the Time?

When a cardiac arrest occurs, the fact is that only half of the victims will need a shock. The other half require high-quality cardiopulmonary resuscitation (CPR).


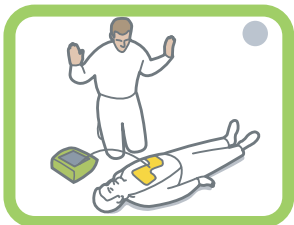
You deserve an automated external defibrillator (AED) that helps you all the time, one that can actually see when you are doing CPR and provide help. You need more than just commands without assistance. That's not smart, and it's certainly not help.



Only ZOLL®'s AED Plus® features Real CPR Help™, a tool that is able to actually see what you are doing and provide feedback to help you do it well. Audio and visual prompts help you rescue with confidence and clarity unmatched by any other AED.

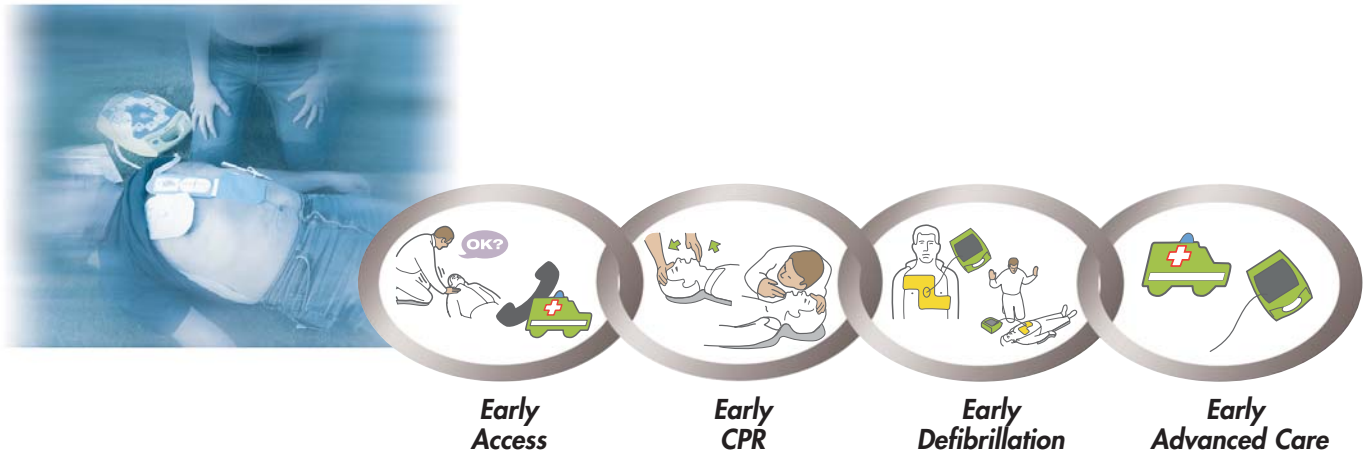
Not pushing hard enough?	It will tell you to push harder.
Pushing hard enough?	It will say, "Good compressions."
Not pushing fast enough?	A metronome will lead you to the right rate. It will even show you the depth of each compression. In real time.
Not yet started?	The AED Plus will tell you again to get started.
Compressions stopped?	It will tell you to continue.

ZOLL believes an AED should not just deliver a shock. It should also help the rescuer provide high-quality CPR. That's why you need ZOLL's AED Plus with Real CPR Help.



More than a Defibrillator A Full-Rescue AED

AED+PLUS[®]



The Chain of Survival

The best way to increase the chance of saving sudden cardiac arrest (SCA) victims is to remember and follow every link in the Chain: Early Access, Early CPR, Early Defibrillation, and Early Advanced Care. Every step helps save lives. Any break in the Chain compromises survival.

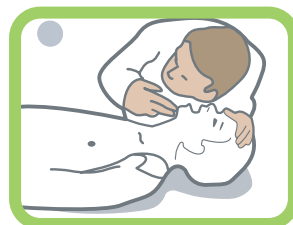
Ordinary AEDs only defibrillate. Rapid defibrillation is a critical intervention to improve survival, but it is not enough. While roughly half of unresponsive collapsed victims need defibrillation, every one of them needs CPR.

Following the Chain of Survival requires more than just attaching electrodes and delivering a shock. From checking responsiveness, summoning help, and doing an “ABC” assessment (Airway, Breathing, Circulation) to CPR and defibrillation, the ZOLL AED Plus with Real CPR Help helps guide the rescuer through the entire effort to rescue SCA victims.

The AED Plus Fully Supports the Rescuer

By focusing on the full Chain of Survival and providing Real CPR Help, the AED Plus is the first and only Full-Rescue AED.

“AEDs are easy to use, while CPR and the ABCs remain difficult to perform. Based on adherence to the Chain of Survival guidelines, however, those who used the ZOLL device performed significantly better than those who used the other devices.”³



Real CPR Help for Infrequent Rescuers When They Need it Most

A Complete Road Map for Resuscitation

A picture is worth a thousand words. The AED Plus' unique graphical interface – pictures combined with text displays and voice prompts – helps rescuers every step of the way. Lights on the pictures draw the rescuer's attention to actions in the proper sequence. Text and voice prompts correspond to the pictures and help the rescuer perform every important life-saving action. These pictures and prompts assure that everything is done in order, and that shocks, if required, are delivered rapidly.


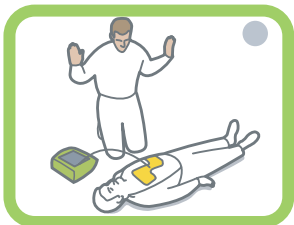
One Electrode is Easier than Two

Ordinary AEDs require that the rescuer use two confusing electrodes. ZOLL's Full-Rescue AED features **CPR-D•padz™**, a one-piece, pre-connected pair of electrodes with Real CPR Help. By using CPR hand placement as the landmark, it is easy to place the **CPR-D•padz**, on the victim quickly. The **CPR-D•padz**, also last five years – the longest shelf life of any electrodes sold today.



Intelligent Pediatric Capability

The ZOLL AED Plus can defibrillate children up to eight years of age, using the **pedi•padz® II** electrodes. When the **pedi•padz II** are connected, the AED Plus recognizes that a pediatric rescue is in progress. With ECG analysis developed specifically for a pediatric heart rate, coupled with appropriate defibrillation energy levels, the AED Plus can handle both adult and pediatric rescues.

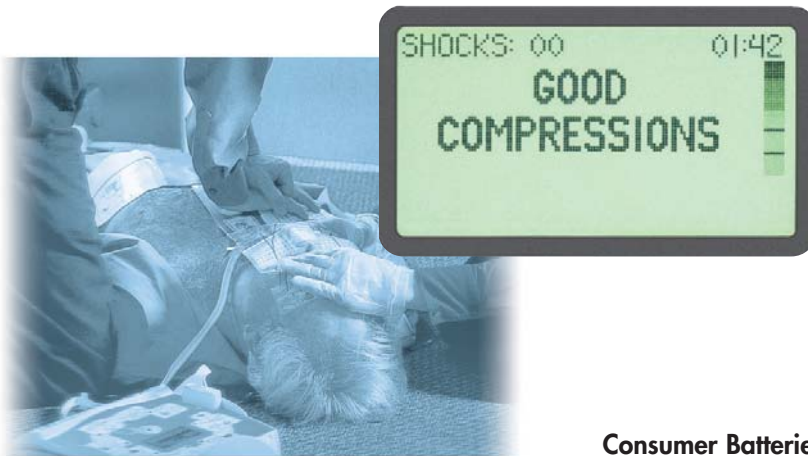


Only One AED Provides Real CPR Help

Interactive Feedback for Rate and Depth

Inadequate compression rate and depth are common during CPR.^{4,5,6} Adult victims need compressions at a rate of 100 per minute and at a depth of 1½ to 2 inches. Compressions must be done well to effectively move blood and oxygen.

ZOLL's Real CPR Help converts compression data instantaneously from the **CPR-D•padz**, and provides an adaptive metronome to help the rescuer with the proper rate and depth, saying "Push harder" or "Good compressions," as needed. It also shows CPR compression depth on the display. ZOLL's AED Plus is the only AED that can see your chest compressions and guide you to the correct rate and depth during CPR. No other AED provides Real CPR Help.



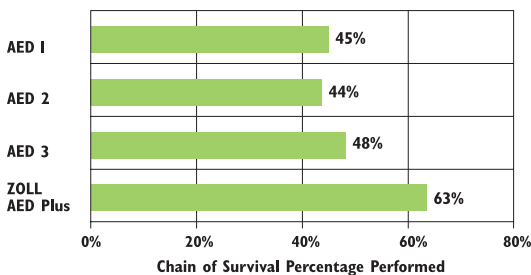
Consumer Batteries for Convenience and Savings

The AED Plus is the only AED to use inexpensive, consumer lithium batteries that are easy to replace and last five years in stand-by mode.

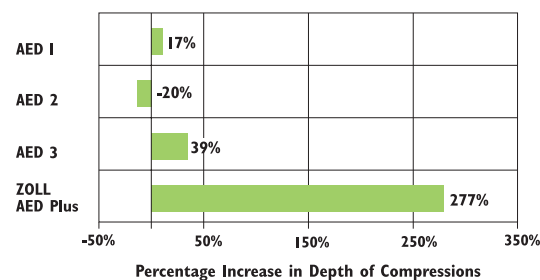
ZOLL's Rectilinear Biphasic Waveform

The ZOLL Rectilinear Biphasic™ waveform (RBW) is the only biphasic waveform cleared by the FDA⁷ to be labeled as clinically superior to monophasic waveforms for the conversion of ventricular fibrillation in high-impedance patients.⁸ It allows the AED Plus to deliver more current than any other AED when it matters most.

The ZOLL AED Plus Supports the Full Chain of Survival Best.⁹



The ZOLL AED Plus Improves CPR Performance the Most.¹⁰





AED Pro® (above right) provides advanced capabilities for BLS and ALS users, including EKG monitoring and manual defibrillation.

With more than 25 years of experience in defibrillation, ZOLL is a pioneer in resuscitation solutions. ZOLL develops technologies to help advance the practice of resuscitation. With products for pacing, defibrillation, circulation, ventilation, data management, and fluid resuscitation, ZOLL provides a comprehensive set of technologies that can help clinicians, EMS professionals, and infrequent rescuers resuscitate sudden cardiac arrest and trauma victims.

References

1. Hallstrom AP et al. The New England Journal of Medicine. 2004; 351:644.
2. 2005 American Heart Association Guidelines for Cardiopulmonary Resuscitation and Emergency Cardiovascular Care, Part 4: Adult Basic Life Support. Circulation. 2005;112 (suppl IV):IV-19.
3. Miller SG et al. Prehospital Emergency Care. 2004; 8:91(abstract).
4. Moser DK et al. American Journal of Emergency Medicine. 1990; 489-503.
5. Kern KB et al. Resuscitation. 1998; 39:179-188.
6. Handley AJ, Handley JA. Resuscitation. 1995; 30:237-241.
7. FDA 510(k) Clearance K990762.
8. M Series Operator's Guide, Rectilinear Biphasic Waveform Defibrillator Option Insert, 9650-0209-01:4-5. For defibrillation of VF. "... data also must demonstrate the superior efficacy of low energy rectilinear biphasic shocks in patients with high transthoracic impedance at 90%* confidence level." *Kerber R, et al. AHA Scientific Statement, Circulation. 1997; 95:1677-1682. For cardioversion of AF: "... data demonstrate the superior efficacy of low energy rectilinear biphasic compared to high energy monophasic shocks for transthoracic cardioversion of atrial fibrillation."
9. Miller SG et al. Prehospital Emergency Care. 2004; 8:91(abstract).
10. Ibid.

